




LITHIUM-ION RECHARGEABLE BATTERY

PRODUCT DATA SHEET
MODEL INR-21700-P42B

CELL CHARACTERISTICS

Capacity	Typical	4200 mAh 15.1 Wh
	Minimum	4000 mAh 14.4 Wh
Cell Voltage	Nominal	3.6 V
	Charge	4.2 V
	Discharge	2.5 V
Charge Current	Standard	4.2 A
	Maximum	12.6 A (70°C cut-off)
Charge Time	Standard	1.5 hr
Discharge Current	Continuous	45 A (80°C cut-off)
Temperature	Charge	0°C to 60°C
	Discharge	-40°C to 60°C
Energy Density	Volumetric	601 Wh/l
	Gravimetric	226 Wh/kg
Typical Impedance	AC (30%SOC)	7 mΩ
	DC (50%SOC)	16 mΩ

PHYSICAL CHARACTERISTICS

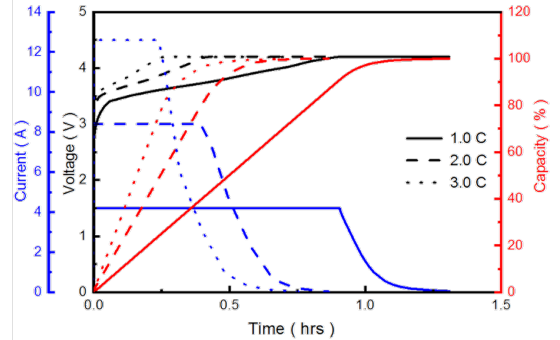


Shape	Cylindrical
Can	Steel
Diameter	21.55 mm (Max)
Height	70.15 mm (Max)
Weight	70 g (Max)

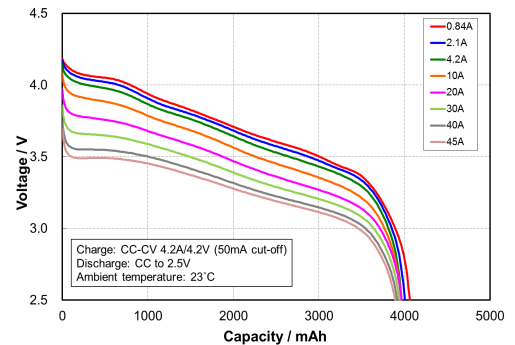
The information contained herein is for reference only and does not imply a performance guarantee or a product warranty. Specifications and characteristics are subject to change without prior notice.

For application specific information, please contact E-One Moli Energy Sales and Applications or the nearest MOLICEL® recognized agent.

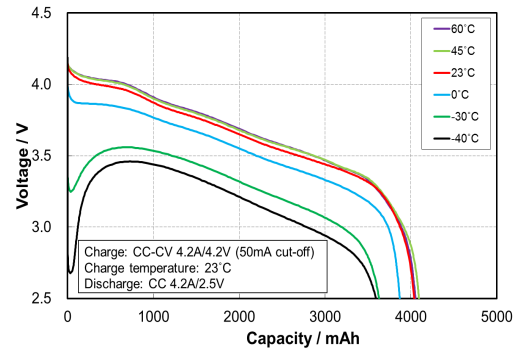
Charge Characteristics



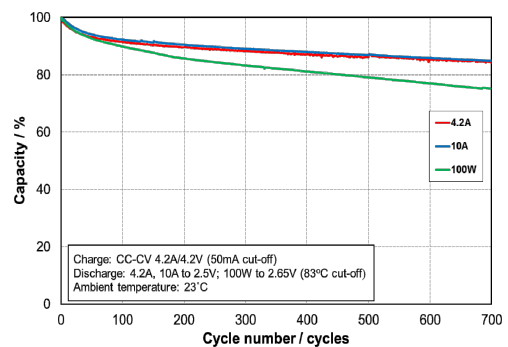
Discharge Rate Characteristics



Discharge Temperature Characteristics



Cycle Characteristics



Taiwan Facility
10 Dali 2nd Rd., Shan-Hwa,
Tainan City, Taiwan, R.O.C.
Tel: 886-6-505-0666
Fax: 886-6-505-0777
Mail to: service@molicel.com
<http://www.molicel.com>

Canada Facility
20 000 Stewart Crescent
Maple Ridge, BC, Canada, V2X 9E7
Tel: 1-604-466-6654
Fax: 1-604-466-6600
Mail to: molicel@molienergy.com
<http://www.molicel.com>

Headquarters
10F, 113, Sec.2, Zhung Shan N Rd.,
Taipei, Taiwan, R.O.C.
Tel: 886-2-2567-3500
Fax: 886-2-2567-6500